



Positive outcomes start with person-centered care, supported by person-centered environments.

A successful memory care facility is built on a foundation of person-centered care. Each individual resident has a past, a present, and a future. Dementia Care Specialists can help you create, build, and design a best-in-class facility that will enable you and your client to stand apart from others in the marketplace.

Save time and money with our plan review.

A memory care facility is unique in that there are design details that have direct effects on the well-being, function and safety of the residents. Ultimately, this also effects the success of your project.

Get ahead of potential problems before they arise by designing person-centered and dementia-supportive environments, prioritizing resident culture and capability level. For example:

POTENTIAL PROBLEMS

Create designs that accentuate exit doors.



Use valuable space for expensive amenities such as a movie theater that may go unused because they are mismatched for the residents' interests or capability levels.



Design exclusively for the hospitality industry.



OUR SOLUTIONS

Design hallways and walking paths that lead to engaging activity areas, encouraging activity engagement and socialization, and reducing exit seeking.



Design spaces representative of the resident culture, cognitive and physical abilities, and ensure the environment is engaging and supportive.



Design for seniors, with specialized features that enhance independence, well-being, and safety.

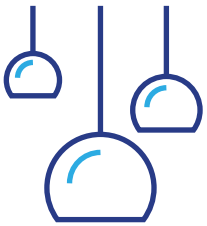




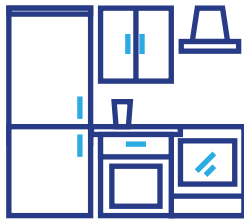
We'll also review interior design elements.

You know that details make all the difference but with the special requirements of a memory care facility, you may not have thought of everything. That's where we come in.

Things to consider:




Lighting in corridors is consistent without areas of shadow



Appliances with heating elements have automatic shutoff



Furniture and fixtures are familiar to most residents when they were 30 years old



Flooring has no surface height changes



Places to sit every 80-100 ft.

Count on us to help you get your design right from the start.

Visit: DementiaCareSpecialists.com

Call: 866-954-1910

Email DCSolutions@crisisprevention.com

